


Pin Lead Connection Diagram



The Cellpro connectors use JST brand, PA series, 2.0mm spacing connectors

CPBP7



2 Cell Pack - CPBP7

Pin	Color	Voltage	Node
1	Black	0	Cell 1 Neg-
2	White	3.7	Cell 1 Pos+ / Cell 2 Neg-
3	White	0	Unused
4	White	0	Unused
5	Red	7.4	Cell 2 Pos+


3 Cell Pack - CPBP7

Pin	Color	Voltage	Node
1	Black	0	Cell 1 Neg-
2	White	3.7	Cell 1 Pos+ / Cell 2 Neg-
3	White	7.4	Cell 2 Pos+ / Cell 3 Neg-
4	White	0	Unused
5	Red	11.1	Cell 3 Pos+

4 Cell Pack - CPBP7

Pin	Color	Voltage	Node
1	Black	0	Cell 1 Neg-
2	White	3.7	Cell 1 Pos+ / Cell 2 Neg-
3	White	7.4	Cell 2 Pos+ / Cell 3 Neg-
4	White	11.1	Cell 3 Pos+ / Cell 4 Neg-
5	Red	14.8	Cell 4 Pos+

CPBP6P-10




5 Cell Pack - CPBP6P-10

Pin	Color	Voltage	Node
1	Black	0	Cell 1 Neg-
2	White	3.7	Cell 1 Pos+ / Cell 2 Neg-
3	White	7.4	Cell 2 Pos+ / Cell 3 Neg-
4	White	11.1	Cell 3 Pos+ / Cell 4 Neg-
5	White	14.8	Cell 4 Pos+ / Cell 5 Neg-
6	Red	18.5	Cell 5 Pos+

Pin Lead Connection Diagram



The Cellpro connectors use JST brand, PA series, 2.0mm spacing connectors



6 Cell Pack - CPBP7 & CPBP6P-10

Pin	Color	Voltage	Node
1	Black	0	Cell 1 Neg-
2	White	3.7	Cell 1 Pos+ / Cell 2 Neg-
3	White	7.4	Cell 2 Pos+ / Cell 3 Neg-
4	White	11.1	Cell 3 Pos+ / Cell 4 Neg-
5	Red	14.8	Cell 4 Pos+ / Cell 5 Neg-
6	Black	14.8	Cell 4 Pos+ / Cell 5 Neg-
7	White	18.5	Cell 5 Pos+ / Cell 6 Neg-
8	White	0	Unused
9	White	0	Unused
10	White	0	Unused
11	Red	22.2	Cell 6 Pos+


7 Cell Pack - CPBP7 & CPBP6P-10

Pin	Color	Voltage	Node
1	Black	0	Cell 1 Neg-
2	White	3.7	Cell 1 Pos+ / Cell 2 Neg-
3	White	7.4	Cell 2 Pos+ / Cell 3 Neg-
4	White	11.1	Cell 3 Pos+ / Cell 4 Neg-
5	Red	14.8	Cell 4 Pos+ / Cell 5 Neg-
6	Black	14.8	Cell 4 Pos+ / Cell 5 Neg-
7	White	18.5	Cell 5 Pos+ / Cell 6 Neg-
8	White	22.2	Cell 6 Pos+ / Cell 7 Neg-
9	White	0	Unused
10	White	0	Unused
11	Red	25.9	Cell 7 Pos+

Pin Lead Connection Diagram



The Cellpro connectors use JST brand, PA series, 2.0mm spacing connectors




8 Cell Pack - CPBP7 & CPBP6P-10

Pin	Color	Voltage	Node
1	Black	0	Cell 1 Neg-
2	White	3.7	Cell 1 Pos+ / Cell 2 Neg-
3	White	7.4	Cell 2 Pos+ / Cell 3 Neg-
4	White	11.1	Cell 3 Pos+ / Cell 4 Neg-
5	Red	14.8	Cell 4 Pos+ / Cell 5 Neg-
6	Black	14.8	Cell 4 Pos+ / Cell 5 Neg-
7	White	18.5	Cell 5 Pos+ / Cell 6 Neg-
8	White	22.2	Cell 6 Pos+ / Cell 7 Neg-
9	White	25.9	Cell 7 Pos+ / Cell 8 Neg-
10	White	0	Unused
11	Red	29.6	Cell 8 Pos+

9 Cell Pack - CPBP7 & CPBP6P-10

Pin	Color	Voltage	Node
1	Black	0	Cell 1 Neg-
2	White	3.7	Cell 1 Pos+ / Cell 2 Neg-
3	White	7.4	Cell 2 Pos+ / Cell 3 Neg-
4	White	11.1	Cell 3 Pos+ / Cell 4 Neg-
5	Red	14.8	Cell 4 Pos+ / Cell 5 Neg-
6	Black	14.8	Cell 4 Pos+ / Cell 5 Neg-
7	White	18.5	Cell 5 Pos+ / Cell 6 Neg-
8	White	22.2	Cell 6 Pos+ / Cell 7 Neg-
9	White	25.9	Cell 7 Pos+ / Cell 8 Neg-
10	White	29.6	Cell 8 Pos+ / Cell 9 Neg-
11	Red	33.3	Cell 9 Pos+



10 Cell Pack - CPBP6P-10 & CPBP6P-10

Pin	Color	Voltage	Node
1	Black	0	Cell 1 Neg-
2	White	3.7	Cell 1 Pos+ / Cell 2 Neg-
3	White	7.4	Cell 2 Pos+ / Cell 3 Neg-
4	White	11.1	Cell 3 Pos+ / Cell 4 Neg-
5	White	14.8	Cell 4 Pos+ / Cell 5 Neg-
6	Red	18.5	Cell 5 Pos+ / Cell 6 Neg-
7	Black	18.5	Cell 5 Pos+ / Cell 6 Neg-
8	White	22.2	Cell 6 Pos+ / Cell 7 Neg-
9	White	25.9	Cell 7 Pos+ / Cell 8 Neg-
10	White	29.6	Cell 8 Pos+ / Cell 9 Neg-
11	White	33.3	Cell 9 Pos+ / Cell 10 Neg-
12	Red	37	Cell 10 Pos+